

Scaled data based on original data using  
LM-79-08 Approved Method: Electrical and Photometric Measurements of Solid-  
State Lighting Products

Test Report Prepared for  
Cooper Lighting Solutions  
(formerly Eaton)

Brand: McGRAW-EDISON

Report Number: P271382

Luminaire Tested: **ISC-AF-600-LED-E1-SL2-7027**

Issue Date: 3/3/2020

**Test Information**

Test Method: LM-79-08  
Report Number: P271382  
TEST IS SCALED FROM IESNA LM-79-08 TEST DATA (P29761)  
Test Lab: INNOVATION CENTER-P2  
Issue Date: 3/3/2020  
Manufacturer: COOPER LIGHTING SOLUTIONS (FORMERLY EATON)  
Product Line: MCGRAW-EDISON  
Catalog Number: ISC-AF-600-LED-E1-SL2-7027  
Description: IMPACT ELITE LED CYLINDER LUMINAIRE  
LIGHT SQUARE WITH ACCULED OPTICS-TYPE II W/SPILL CONTROL  
Light Source: (16) 2700K CCT, 70 CRI LEDs  
Ballast/Driver: ELECTRONIC DRIVER

**Summary**

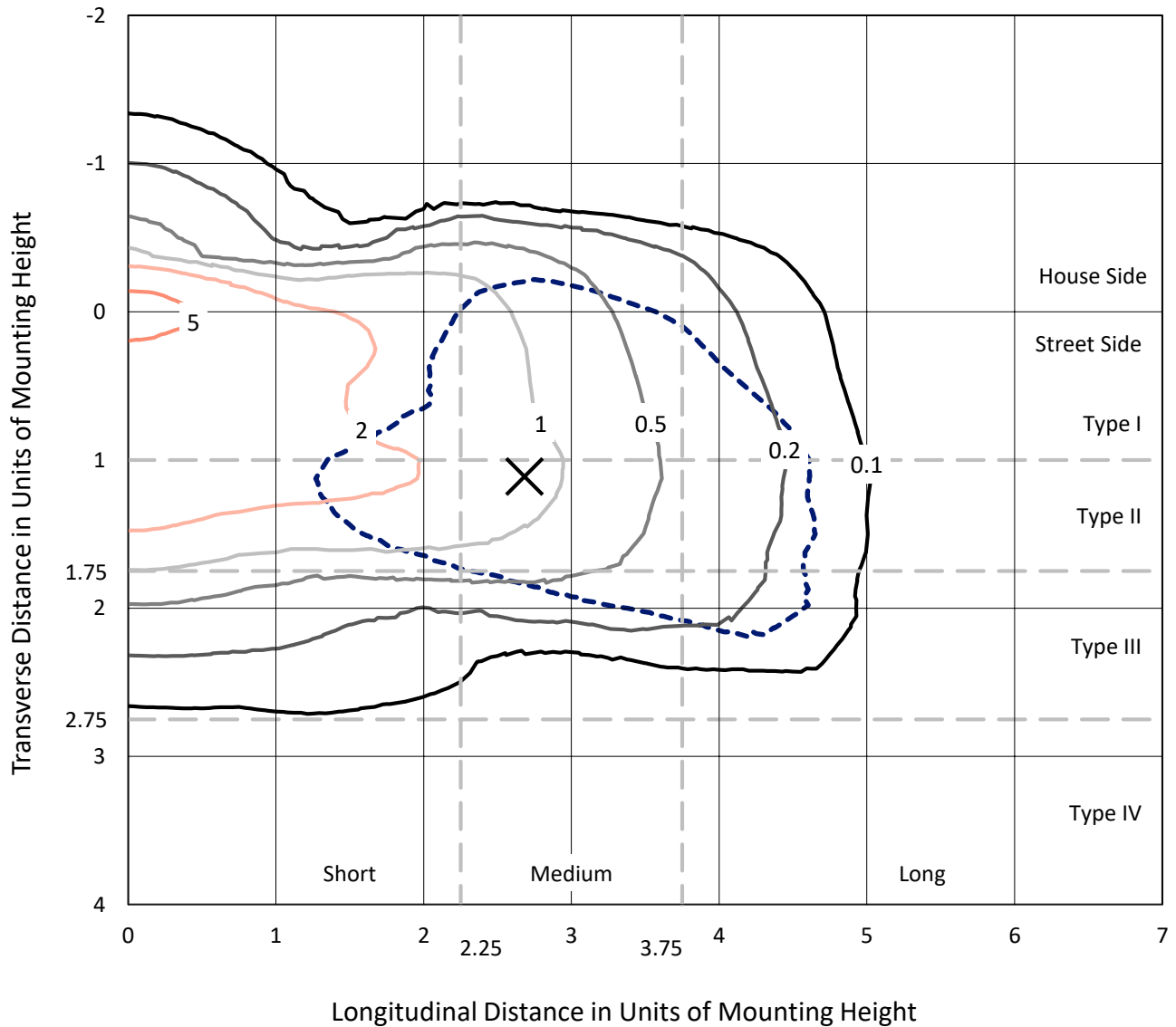
Lumens per Lamp: N/A  
Luminaire Lumens: 3211.4 lumens  
Efficiency: N/A  
Efficacy: 95.3 lumens/watt  
Luminous Opening: Rectangular (W 0.5' x L: 0.5' x H: 0')  
IES Classification: Type III - Medium - Non-Cutoff  
BUG Rating: B1 - U0 - G1  
  
Input Watts (W): 33.7  
Input Voltage (V): 120  
Input Current (Ain): NR  
Voltage Rise (V): NR  
Power Factor: NR  
Total Harmonic Distortion (THDi): NR  
Frequency (hertz): 60  
Stabilization Time: NR  
Operation Time: NR  
Ambient Temperature (°C): NR  
Test Distance: 25 FT



REPORT NUMBER: P271382  
 CATALOG NUMBER: ISC-AF-600-LED-E1-SL2-7027

### Iso-Footcandle Lines of Horizontal Illumination

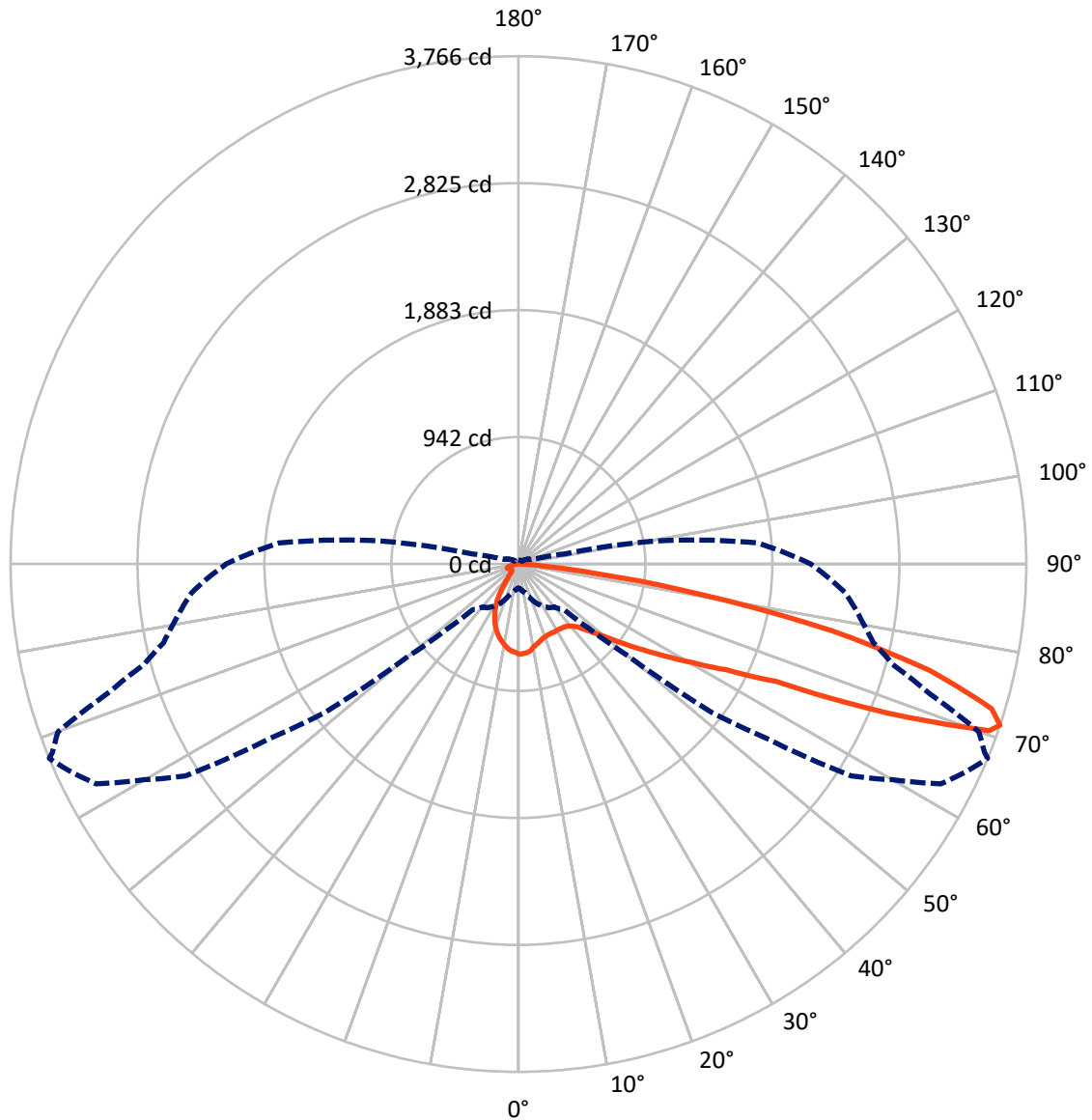
× Max cd  
 - - - 1/2 Max cd



Based on 10 foot mounting height. Maximum calculated value = 6.7 fc  
 Type III - Medium - Non-Cutoff

REPORT NUMBER: P271382  
CATALOG NUMBER: ISC-AF-600-LED-E1-SL2-7027

### Luminous Intensity Polar Plot



— Vertical Plane Through 67.5-Deg Lateral    - - - Horizontal Cone Through 71-Deg Vertical

REPORT NUMBER: P271382

CATALOG NUMBER: ISC-AF-600-LED-E1-SL2-7027

**FLUX DISTRIBUTION:**

		Downward	Upward	Total
<b>House Side</b>	Lumens	541.2	0.0	541.2
	% Fixture	16.9	0.0	16.9
<b>Street Side</b>	Lumens	2670.3	0.0	2670.3
	% Fixture	83.1	0.0	83.1
<b>Total</b>	Lumens	3211.4	0.0	3211.4
	% Fixture	100.0	0.0	100.0

**Coefficient of Utilization**

**ZONAL LUMENS:**

Zone	Lumens	% Fixture
0°-10°	58.4	1.8
10°-20°	139.7	4.4
20°-30°	190.0	5.9
30°-40°	259.7	8.1
40°-50°	391.3	12.2
50°-60°	620.1	19.3
60°-70°	820.9	25.6
70°-80°	653.9	20.4
80°-90°	77.5	2.4
90°-100°	0.0	0.0
100°-110°	0.0	0.0
110°-120°	0.0	0.0
120°-130°	0.0	0.0
130°-140°	0.0	0.0
140°-150°	0.0	0.0
150°-160°	0.0	0.0
160°-170°	0.0	0.0
170°-180°	0.0	0.0
0°-90°	3211.4	100.0
0°-180°	3211.4	100.0



REPORT NUMBER: P271382

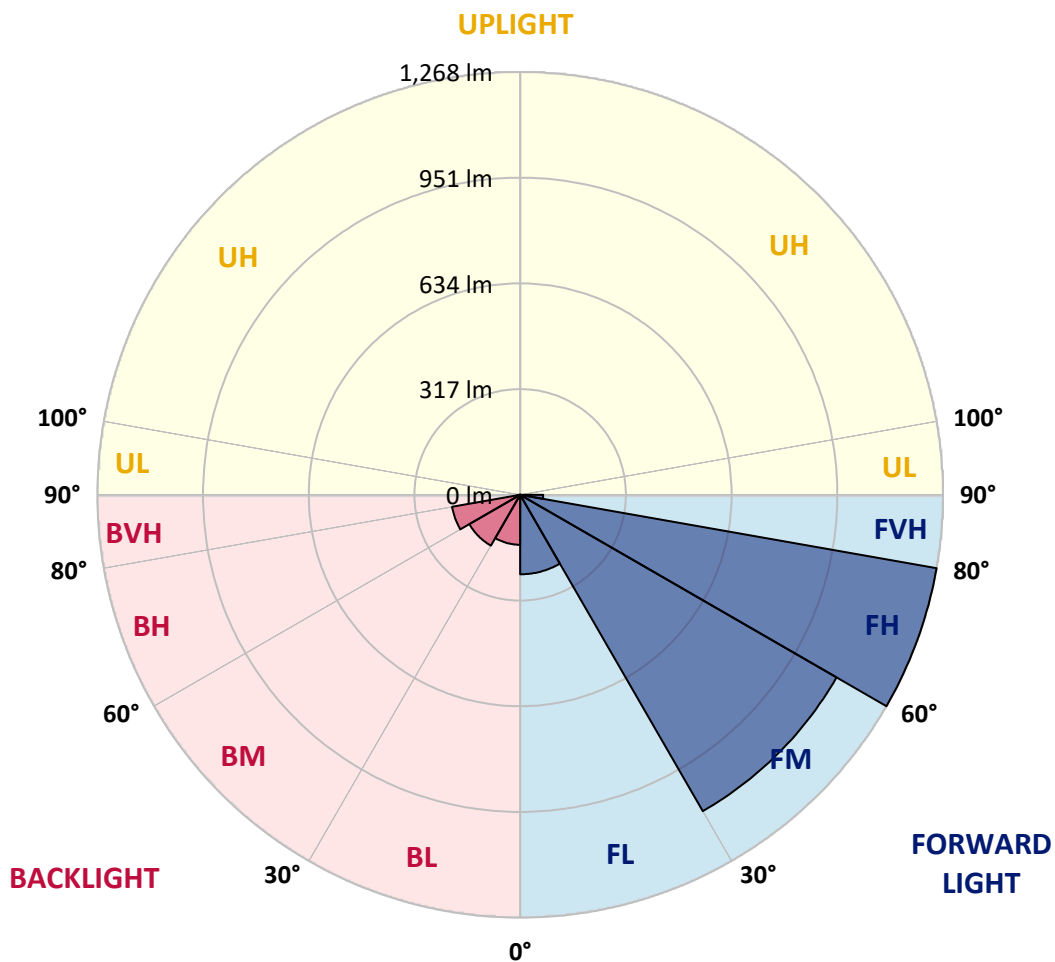
CATALOG NUMBER: ISC-AF-600-LED-E1-SL2-7027

**LUMINAIRE CLASSIFICATION SYSTEM LUMEN TABLE AND BUG RATING:**

Zone	Lumens	% Fixture	Zone Rating/Lumen Limit		
			B	U	G
FL (0°-30°)	238.3	7.4			
FM (30°-60°)	1095.2	34.1			
FH (60°-80°)	1267.7	39.5			G1/1800
FVH (80°-90°)	69.1	2.2			G1/100
BL (0°-30°)	149.8	4.7	B1/500		
BM (30°-60°)	175.8	5.5	B0/220		
BH (60°-80°)	207.1	6.4	B1/500		G1/500
BVH (80°-90°)	8.4	0.3			G0/10
UL (90°-100°)	0.0	0.0		U0/0	
UH (100°-180°)	0.0	0.0		U0/0	

**BUG Rating: B1-U0-G1**

Type III Medium





REPORT NUMBER: P271382

CATALOG NUMBER: ISC-AF-600-LED-E1-SL2-7027

**CANDELA DISTRIBUTION (FULL):**

	0°	5°	15°	25°	35°	37.5°	40°	42.5°	45°	47.5°	50°
0°	669.1	669.1	669.1	669.1	669.1	669.1	669.1	669.1	669.1	669.1	669.1
2.5°	656.9	654.7	654.7	658.0	663.6	659.2	662.5	662.5	663.6	667.0	668.1
5°	608.7	604.2	608.7	613.1	625.5	623.2	626.6	630.0	636.7	637.9	646.8
7.5°	564.9	562.7	566.1	575.1	590.7	586.2	590.7	595.3	603.1	606.4	615.4
10°	531.3	527.9	532.4	539.3	555.0	553.7	556.1	561.6	570.5	572.8	584.0
12.5°	506.6	506.6	508.9	518.0	531.3	530.2	537.0	540.3	548.1	550.4	562.7
15°	494.3	490.9	495.4	503.3	516.7	516.7	521.3	524.6	535.7	537.0	548.1
17.5°	483.2	484.3	485.4	494.3	506.6	504.5	510.1	512.2	524.6	522.4	535.7
20°	483.2	485.4	484.3	489.8	498.8	494.3	501.1	502.2	515.6	512.2	526.9
22.5°	496.7	498.8	495.4	494.3	497.8	494.3	497.8	500.0	510.1	507.8	521.3
25°	520.1	524.6	520.1	512.2	508.9	500.0	502.2	505.6	513.4	507.8	520.1
27.5°	557.1	560.5	552.6	544.8	529.1	519.0	515.6	514.5	523.5	514.5	524.6
30°	599.7	604.2	597.6	582.9	560.5	543.7	537.0	533.5	539.3	525.8	535.7
32.5°	645.7	650.1	645.7	634.5	604.2	579.6	570.5	562.7	567.2	549.2	553.7
35°	692.8	697.3	701.8	695.0	655.8	627.7	613.1	606.4	605.3	582.9	584.0
37.5°	734.3	738.8	753.3	760.1	724.1	686.0	672.7	658.0	659.2	627.7	627.7
40°	784.7	790.3	809.4	825.0	801.5	755.6	739.8	724.1	724.1	682.7	683.8
42.5°	853.1	859.8	872.2	893.5	885.5	838.5	821.7	800.4	802.6	753.3	752.2
45°	949.5	953.9	953.9	967.5	968.6	923.6	912.5	891.2	895.7	832.9	836.2
47.5°	1075.0	1069.4	1047.0	1054.8	1063.9	1016.7	1006.6	993.2	998.7	931.5	938.3
50°	1191.6	1187.1	1141.2	1143.5	1175.9	1127.7	1124.3	1107.5	1115.3	1048.1	1058.2
52.5°	1235.3	1227.4	1181.5	1206.2	1297.0	1270.0	1275.6	1267.8	1272.3	1200.6	1198.2
55°	1186.0	1186.0	1157.9	1202.8	1387.7	1402.3	1448.2	1466.2	1485.3	1413.6	1397.9
57.5°	1049.2	1058.2	1062.7	1142.3	1373.1	1436.0	1523.3	1599.6	1697.2	1692.7	1716.2
60°	822.8	838.5	864.3	994.3	1310.4	1413.6	1526.8	1641.1	1775.6	1862.0	1989.7
62.5°	577.3	590.7	612.0	701.8	1127.7	1304.8	1468.5	1644.4	1815.9	1951.6	2119.8
65°	392.3	405.8	450.6	500.0	680.5	938.3	1188.2	1479.7	1740.8	1993.1	2219.5
67.5°	282.4	290.3	325.1	408.0	452.8	500.0	593.0	936.0	1257.8	1765.5	2096.3
70°	211.9	219.7	251.1	343.1	397.9	410.3	432.7	493.2	575.1	992.1	1425.9
71°	177.1	188.4	226.5	322.9	395.7	405.8	415.8	451.8	478.7	701.8	1058.2
72.5°	124.4	132.3	168.2	298.1	380.1	403.6	427.1	426.0	423.7	478.7	640.1
75°	79.6	79.6	79.6	168.2	405.8	391.2	400.1	448.3	423.7	402.4	421.5
77.5°	62.8	61.6	58.3	84.1	317.2	396.8	420.4	432.7	456.2	420.4	401.4
80°	47.1	45.9	45.9	52.7	146.9	256.6	355.4	394.5	411.4	447.3	408.0
82.5°	24.6	24.6	26.9	31.4	55.0	89.7	183.8	302.7	338.5	340.7	344.1
85°	7.8	6.7	8.9	14.6	23.5	29.1	51.6	122.2	181.5	219.7	232.0
87.5°	0.0	0.0	0.0	0.0	0.0	0.0	0.0	3.3	4.5	7.8	10.2
90°	0.0	0.0	0.0	0.0	0.0	0.0	0.0	0.0	0.0	0.0	0.0



REPORT NUMBER: P271382

CATALOG NUMBER: ISC-AF-600-LED-E1-SL2-7027

**CANDELA DISTRIBUTION (continued):**

	52.5°	55°	57.5°	60°	62.5°	65°	67.5°	68°	70°	72.5°	75°
0°	669.1	669.1	669.1	669.1	669.1	669.1	669.1	669.1	669.1	669.1	669.1
2.5°	664.7	669.1	665.8	670.3	664.7	671.4	665.8	669.1	670.3	665.8	671.4
5°	641.2	654.7	650.1	660.3	655.8	664.7	660.3	669.1	669.1	665.8	673.7
7.5°	612.0	625.5	626.6	636.7	636.7	647.9	647.9	656.9	661.4	661.4	672.7
10°	582.9	595.3	597.6	608.7	610.9	624.4	624.4	636.7	645.7	649.0	662.5
12.5°	560.5	576.3	576.3	588.5	586.2	606.4	608.7	619.9	628.8	636.7	654.7
15°	547.1	561.6	561.6	573.9	571.7	591.8	595.3	606.4	619.9	624.4	649.0
17.5°	533.5	548.1	544.8	561.6	560.5	582.9	580.7	597.6	608.7	615.4	643.5
20°	522.4	539.3	537.0	553.7	549.2	573.9	573.9	590.7	602.0	607.5	640.1
22.5°	516.7	534.7	530.2	547.1	543.7	568.4	568.4	585.2	597.6	606.4	639.0
25°	516.7	532.4	527.9	547.1	541.4	568.4	567.2	584.0	596.4	604.2	640.1
27.5°	519.0	534.7	531.3	549.2	544.8	568.4	570.5	585.2	597.6	606.4	642.3
30°	526.9	541.4	533.5	550.4	547.1	569.4	568.4	584.0	596.4	607.5	642.3
32.5°	543.7	551.5	541.4	556.1	549.2	571.7	571.7	582.9	597.6	610.9	642.3
35°	567.2	572.8	557.1	567.2	555.0	577.3	576.3	588.5	599.7	610.9	644.5
37.5°	600.9	607.5	582.9	591.8	571.7	589.6	585.2	599.7	610.9	617.7	655.8
40°	651.3	653.6	621.0	627.7	599.7	615.4	604.2	624.4	630.0	634.5	672.7
42.5°	713.0	715.2	673.7	678.2	642.3	655.8	636.7	658.0	665.8	664.7	706.2
45°	789.3	790.3	743.2	746.6	705.1	716.3	692.8	710.6	716.3	713.0	755.6
47.5°	872.2	881.1	828.3	832.9	789.3	794.8	765.6	785.7	785.7	782.4	826.1
50°	981.9	995.4	933.8	940.4	890.0	894.5	860.8	882.1	880.0	871.0	920.3
52.5°	1118.7	1131.1	1066.1	1075.0	1021.2	1023.5	981.9	1006.6	999.9	985.4	1042.6
55°	1285.7	1286.9	1226.4	1234.2	1180.5	1177.0	1125.5	1155.7	1145.6	1125.5	1178.1
57.5°	1553.7	1521.2	1421.4	1419.1	1360.8	1356.4	1290.2	1327.2	1310.4	1267.8	1337.4
60°	1985.3	1995.3	1740.8	1701.6	1593.0	1572.8	1485.3	1527.8	1507.7	1438.2	1506.5
62.5°	2228.4	2388.9	2373.1	2231.9	1951.6	1875.4	1727.4	1777.8	1725.1	1623.1	1687.1
65°	2409.0	2626.5	2752.0	2887.6	2762.1	2450.5	2100.7	2171.3	2042.4	1848.5	1910.2
67.5°	2476.2	2738.6	3003.0	3195.9	3327.1	3350.6	2945.9	2964.9	2647.8	2259.9	2267.7
70°	2124.2	2511.0	3028.8	3273.2	3533.3	3661.1	3703.7	3683.5	3478.3	2929.1	2719.5
71°	1800.2	2268.8	2925.7	3198.1	3531.1	3654.3	3766.4	3728.3	3633.0	3194.7	2873.0
72.5°	1219.6	1808.1	2624.2	2969.4	3413.4	3503.0	3671.1	3603.9	3583.8	3393.2	3016.5
75°	573.9	901.3	1707.3	2229.6	2888.7	2975.1	3151.1	3068.1	3015.4	3080.5	2869.6
77.5°	422.7	492.1	937.1	1385.5	2100.7	2222.9	2374.2	2272.3	2205.0	2269.9	2123.1
80°	384.5	386.7	485.4	731.0	1253.2	1326.1	1383.3	1300.4	1198.2	1193.8	1058.2
82.5°	354.2	335.2	314.9	386.7	642.3	610.9	564.9	523.5	406.9	326.3	235.4
85°	225.4	246.7	224.1	211.9	255.6	210.7	167.1	160.3	113.3	76.3	70.7
87.5°	15.7	18.0	21.3	24.6	30.3	24.6	15.7	19.0	11.2	0.0	5.6
90°	0.0	0.0	0.0	0.0	0.0	0.0	0.0	0.0	0.0	0.0	0.0





REPORT NUMBER: P271382

CATALOG NUMBER: ISC-AF-600-LED-E1-SL2-7027

**CANDELA DISTRIBUTION (continued):**

	77.5°	80°	85°	90°	95°	100°	102.5°	105°	107.5°	110°	112.5°
0°	669.1	669.1	669.1	669.1	669.1	669.1	669.1	669.1	669.1	669.1	669.1
2.5°	663.6	669.1	671.4	670.3	668.1	665.8	658.0	663.6	655.8	661.4	654.7
5°	667.0	674.9	676.0	673.7	671.4	667.0	653.6	661.4	652.3	656.9	646.8
7.5°	665.8	678.2	679.3	677.1	672.7	664.7	651.3	656.9	642.3	645.7	632.2
10°	660.3	678.2	679.3	673.7	667.0	654.7	639.0	641.2	626.6	626.6	608.7
12.5°	654.7	676.0	681.5	673.7	662.5	645.7	627.7	625.5	608.7	607.5	587.4
15°	654.7	678.2	686.0	676.0	659.2	635.6	614.4	609.8	590.7	585.2	562.7
17.5°	653.6	678.2	689.4	676.0	655.8	625.5	598.6	594.0	569.4	560.5	534.7
20°	652.3	680.5	691.7	673.7	645.7	613.1	582.9	573.9	547.1	532.4	502.2
22.5°	651.3	684.9	693.9	671.4	639.0	597.6	566.1	550.4	519.0	500.0	464.1
25°	656.9	690.4	695.0	669.1	628.8	580.7	547.1	525.8	490.9	466.3	423.7
27.5°	659.2	696.2	697.3	664.7	616.6	562.7	526.9	497.8	458.5	428.2	380.1
30°	665.8	697.3	693.9	655.8	602.0	540.3	503.3	467.5	423.7	384.5	327.3
32.5°	668.1	700.6	691.7	645.7	587.4	518.0	476.4	434.9	382.3	336.2	266.8
35°	672.7	702.8	689.4	640.1	571.7	494.3	448.3	401.4	340.7	282.4	202.8
37.5°	679.3	713.0	695.0	637.9	563.9	474.1	417.0	366.6	291.5	223.0	134.6
40°	696.2	733.1	705.1	641.2	558.3	457.3	386.7	330.7	235.4	164.7	93.1
42.5°	729.7	767.9	731.0	658.0	561.6	442.8	355.4	292.6	178.2	117.7	77.3
45°	780.2	812.7	773.5	686.0	575.1	434.9	326.3	253.3	127.8	94.1	70.7
47.5°	854.2	885.5	836.2	731.0	598.6	431.5	295.9	211.9	98.6	85.2	68.5
50°	951.8	988.8	927.1	801.5	642.3	434.9	263.5	172.7	86.2	82.9	67.2
52.5°	1071.7	1107.5	1045.9	905.7	714.1	454.0	228.7	150.2	81.8	81.8	66.1
55°	1207.3	1257.8	1197.2	1050.4	825.0	495.4	207.4	142.3	81.8	82.9	64.9
57.5°	1367.6	1410.2	1356.4	1189.4	958.4	563.9	209.7	150.2	81.8	82.9	63.9
60°	1524.5	1577.2	1515.5	1366.4	1110.8	667.0	255.6	190.6	85.2	86.2	63.9
62.5°	1688.2	1728.6	1678.1	1521.2	1283.5	794.8	347.6	275.8	98.6	102.0	68.5
65°	1867.6	1933.7	1881.1	1752.1	1527.8	998.7	522.4	413.6	145.7	118.8	75.1
67.5°	2178.0	2205.0	2179.2	2061.5	1813.8	1166.9	622.2	420.4	145.7	115.4	84.1
70°	2598.3	2537.9	2422.4	2202.7	1844.0	1047.0	446.2	256.6	124.4	109.9	88.6
71°	2695.9	2602.9	2432.5	2168.0	1781.2	944.9	346.4	202.8	116.6	107.5	88.6
72.5°	2755.3	2616.3	2358.5	2065.9	1657.9	744.3	228.7	159.2	106.4	102.0	85.2
75°	2677.9	2421.3	2082.8	1788.0	1357.5	386.7	143.5	121.0	90.8	88.6	74.0
77.5°	2126.5	1901.2	1536.8	1299.2	873.2	171.5	103.1	92.0	71.8	69.5	57.1
80°	992.1	795.9	466.3	400.1	274.6	100.9	70.7	62.8	51.6	49.4	40.3
82.5°	180.5	135.6	105.4	102.0	92.0	59.4	41.5	38.1	32.5	31.4	25.8
85°	61.6	59.4	44.8	44.8	45.9	31.4	23.5	22.4	16.8	16.8	11.2
87.5°	1.1	5.6	5.6	7.8	6.7	5.6	2.2	3.3	1.1	3.3	0.0
90°	0.0	0.0	0.0	0.0	0.0	0.0	0.0	0.0	0.0	0.0	0.0



REPORT NUMBER: P271382

CATALOG NUMBER: ISC-AF-600-LED-E1-SL2-7027

**CANDELA DISTRIBUTION (continued):**

	115°	117.5°	120°	122.5°	125°	127.5°	130°	135°	145°	155°	165°
0°	669.1	669.1	669.1	669.1	669.1	669.1	669.1	669.1	669.1	669.1	669.1
2.5°	660.3	651.3	659.2	651.3	655.8	646.8	652.3	649.0	649.0	645.7	643.5
5°	650.1	639.0	644.5	635.6	640.1	626.6	630.0	624.4	613.1	606.4	597.6
7.5°	635.6	618.8	623.2	609.8	613.1	595.3	598.6	588.5	567.2	553.7	540.3
10°	609.8	594.0	595.3	578.4	577.3	559.4	556.1	542.6	511.1	488.8	470.8
12.5°	584.0	566.1	563.9	543.7	540.3	519.0	514.5	493.2	447.3	403.6	375.5
15°	557.1	534.7	527.9	506.6	494.3	476.4	464.1	432.7	366.6	309.4	272.4
17.5°	526.9	497.8	487.6	463.0	445.0	418.1	400.1	357.5	272.4	210.7	185.1
20°	487.6	456.2	438.4	406.9	383.4	350.9	328.4	273.5	181.5	150.2	146.9
22.5°	443.9	406.9	384.5	345.3	316.1	281.3	245.5	185.1	128.9	122.2	126.8
25°	397.9	352.0	322.9	274.6	235.4	195.0	161.4	123.2	105.4	104.2	111.0
27.5°	343.1	290.3	248.9	191.7	155.9	124.4	109.9	97.6	89.7	90.8	97.6
30°	282.4	214.1	170.4	119.9	104.2	90.8	88.6	84.1	80.7	82.9	87.5
32.5°	210.7	136.7	109.9	86.2	85.2	77.3	79.6	77.3	76.3	77.3	80.7
35°	142.3	90.8	86.2	74.0	76.3	70.7	74.0	72.9	71.8	71.8	74.0
37.5°	98.6	75.1	77.3	68.5	71.8	67.2	70.7	69.5	68.5	67.2	68.5
40°	81.8	68.5	71.8	64.9	68.5	63.9	67.2	66.1	64.9	62.8	62.8
42.5°	75.1	64.9	68.5	61.6	66.1	60.5	64.9	62.8	60.5	58.3	59.4
45°	72.9	62.8	66.1	59.4	63.9	58.3	61.6	60.5	56.1	55.0	56.1
47.5°	70.7	61.6	64.9	58.3	61.6	56.1	59.4	57.1	52.7	51.6	52.7
50°	69.5	59.4	62.8	56.1	59.4	55.0	57.1	55.0	50.5	49.4	49.4
52.5°	68.5	58.3	61.6	53.8	57.1	50.5	53.8	51.6	47.1	45.9	45.9
55°	68.5	57.1	59.4	51.6	55.0	48.1	50.5	48.1	45.9	43.7	43.7
57.5°	67.2	55.0	58.3	49.4	51.6	45.9	48.1	45.9	42.6	41.5	41.5
60°	67.2	53.8	57.1	48.1	50.5	43.7	45.9	43.7	40.3	39.3	39.3
62.5°	70.7	56.1	58.3	49.4	50.5	43.7	44.8	41.5	38.1	38.1	37.0
65°	77.3	62.8	62.8	51.6	51.6	43.7	44.8	40.3	35.8	35.8	35.8
67.5°	84.1	69.5	68.5	55.0	53.8	43.7	43.7	38.1	33.7	33.7	33.7
70°	88.6	72.9	70.7	56.1	53.8	42.6	41.5	35.8	31.4	31.4	31.4
71°	87.5	72.9	69.5	55.0	51.6	40.3	40.3	34.8	30.3	30.3	29.1
72.5°	82.9	68.5	64.9	51.6	49.4	38.1	38.1	32.5	28.0	28.0	26.9
75°	70.7	58.3	55.0	43.7	41.5	33.7	32.5	26.9	24.6	23.5	23.5
77.5°	55.0	45.9	42.6	34.8	33.7	26.9	25.8	22.4	20.2	20.2	19.0
80°	39.3	32.5	30.3	23.5	21.3	18.0	19.0	16.8	15.7	15.7	14.6
82.5°	23.5	16.8	16.8	13.5	14.6	11.2	12.4	12.4	11.2	8.9	8.9
85°	12.4	7.8	10.2	5.6	7.8	3.3	5.6	4.5	4.5	3.3	3.3
87.5°	2.2	0.0	1.1	0.0	1.1	0.0	0.0	0.0	0.0	0.0	0.0
90°	0.0	0.0	0.0	0.0	0.0	0.0	0.0	0.0	0.0	0.0	0.0

REPORT NUMBER: P271382

CATALOG NUMBER: ISC-AF-600-LED-E1-SL2-7027

**CANDELA DISTRIBUTION (continued):**

	175°	180°
0°	669.1	669.1
2.5°	636.7	637.9
5°	593.0	595.3
7.5°	530.2	533.5
10°	455.1	457.3
12.5°	358.7	358.7
15°	251.1	253.3
17.5°	176.0	177.1
20°	148.0	149.1
22.5°	132.3	133.4
25°	117.7	118.8
27.5°	102.0	103.1
30°	92.0	93.1
32.5°	82.9	84.1
35°	75.1	75.1
37.5°	69.5	69.5
40°	63.9	63.9
42.5°	60.5	60.5
45°	57.1	57.1
47.5°	53.8	53.8
50°	50.5	51.6
52.5°	47.1	47.1
55°	43.7	43.7
57.5°	40.3	41.5
60°	38.1	38.1
62.5°	35.8	35.8
65°	34.8	34.8
67.5°	32.5	32.5
70°	30.3	30.3
71°	29.1	29.1
72.5°	26.9	26.9
75°	23.5	22.4
77.5°	19.0	19.0
80°	14.6	13.5
82.5°	8.9	7.8
85°	3.3	2.2
87.5°	0.0	0.0
90°	0.0	0.0

(END OF REPORT)